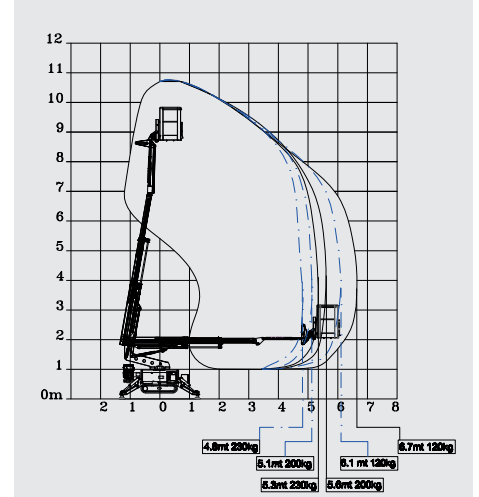
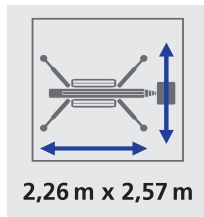
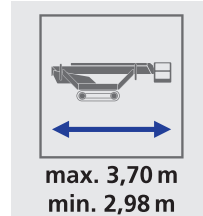
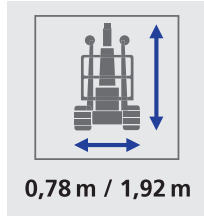


RUTHMANNBLUELIFT SA 11



TECHNISCHE DATEN / TECHNICAL DATA

Arbeitshöhe / working height, max.	10,8 m	Steigfähigkeit / gradeability, max.	28 %
Seitliche Reichweite / lateral outreach, max.	6,7 m	Benzinmotor / combustion engine	Honda GX390
Korblast / basket load	230 kg	Elektromotor / electric motor	230V - 2,2 kW
Arbeitskorb / basket size	1,3 m x 0,7 m x 1,1 m		
Drehbereich / range of rotation	340 °		
Eigengewicht / overall weight	1375 kg		
Fahrtgeschwindigkeit / travel speed, max.	1,5 km/h		

